



**rk steel smith**  
defining workspace



# TOOL TROLLEY UNDER TABLE

PRODUCT RANGE

2018



**Tool Trolley Under Table**  
575 W. X 750 H.

05 & 06

**Minimum order  
Qty. - 05no.**



**Tool Cabinet**  
Drawer Layout 07

Standard Depth Series 'S' = 600mm



Colour — 08

The factory is equipped with latest and modern machinery. For easy and fast movement of raw materials and finished goods suitable overhead crane railings and moving trolley systems are laid in the factory.

There are following main departments in production:

- Production Planning
- Press Shop
- Tool Room
- Assembly department for various products
- 7 Tank Pre-treatment Plant
- Powder coating & Liquid Painting Booth with baking oven
- Baking Oven
- Fitting
- Quality Inspection
- Packing
- Scheduling & despatching

## Process of Manufacture :

**100% Galvanised steel body** are received in press shop where de-coiling and sheet leveling are done. After sheet leveling sheets are cut to require sizes. The cut size sheets are transferred to the power press and notching operation is carried out. After notching operation sheets are transferred to CNC press brakes for doing necessary bending.

Components which are received from press shop are transferred to assembly department for doing spot welding, Co2 welding, ARC welding, Grinding etc.

Assembled components are transfer to pre-treatment plant for treating in 7 tank for degrees, zinc, phosphating and passivation.

Material received from pre-treatment department are immediately powder coated in the dust free painting booth and then the articles are put inside a baking oven at a temperature of 180°C for about 20 minutes.

Then the painted items are sent to the fitting department for necessary fitment of necessary accessories and afterwards final inspection is carried out before packing the goods.

### Material: (Housing)

- Housing 1.2mm thk.
- Vertical pillar 2mm thk.
- Horizontal support 2mm thk.
- Cross member 2mm thk.
- Forklift Base 2mm thk.

### Material: (Drawer)

- Drawer 1.2mm thk.
- Drawer front face 2mm thk.
- Partition 1.2mm thk.
- Partition slotting strip 0.8mm thk. (Spot weld with Partition 1.2mm thk.)
- Divider 1.2mm thk.
- Drawer pull handle 1.2mm thk.

### Material: (Slider)

- (1) Slider 3.0mm thk. with ZZ ball bearing (65 kg.)  
**600mm depth cabinet**
- (2) Slider 3.0mm thk. with ZZ ball bearing (85 kg.)  
**725mm depth cabinet**
- (3) Slider 4.0mm thk. with ZZ ball bearing (200 kg.)  
**725mm depth cabinet**

The technical data contained in this catalogue is approximate. R.K. Steel Smith reserves the right to make any modifications it sees fit to improve the performance and appearance of products. The manufacturer is not liable for any printing errors.

## WARNING

**IMPROPER LOADING OF DRAWERS MAY CAUSE A MOBILE CABINET TO TIP OVER. FOLLOW THESE INSTRUCTIONS TO AVOID A POSSIBLE HAZARDOUS SITUATION.**

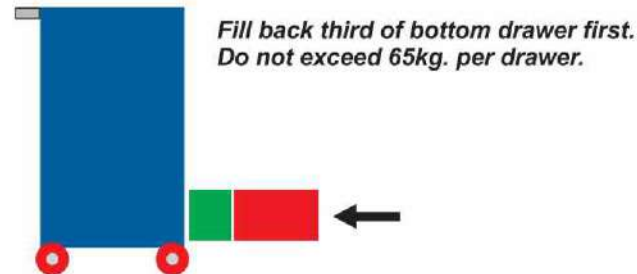
### IMPORTANT :

- Do not load an empty mobile cabinet by:
- Completely filling one entire drawer
  - Dropping a load into a drawer
  - Filling a drawer from the front third
  - Filling cabinet from top drawer first



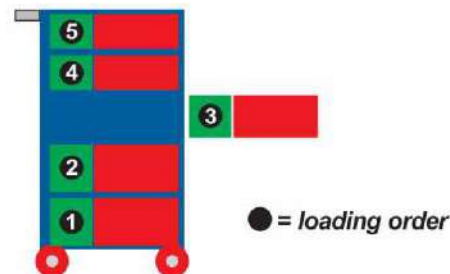
### STEP 1

- Start loading the empty mobile cabinet from the bottom drawer.
- Place items in the back third of the drawer.
- Do not place more than 65kg. in the drawer.



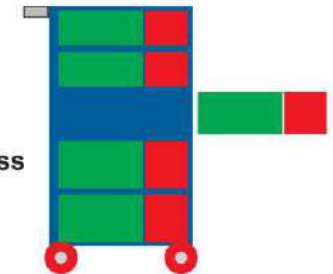
### STEP 2

- Load the second lowest drawer in the same fashion as the first.
- Continue this process until all drawers are 1/3 full.
- Do not place more than 65kg. in any drawer at one time.



### STEP 3

- Repeat process beginning with bottom drawer and fill the next third of the drawer with load.
- You can now complete the loading process in the same manner up to the maximum load capacity of the drawer.



## Standard Depth Series 'S'= 600mm

### Technical Detail:

- (1) Overall Dimension: 575mm W. X 600mm D. X 750mm H.- Static Load Cap. 350kg.
- (2) Each drawer load cap.: 'S' 65kg.
- (3) Drawer Normal Extension: 80%
- (4) Usable drawer dimensions : 450mm W. x 450mm D. 'S' Depth Cabinet
- (5) PU wheel: 100mm dia. X 38 thk. double ball-bearing (2-fix, 2-brake)
- (6) **Manufacturing & Materials Details: Page-03**
- (7) Standard: Plain Drawer **Option: Drawers interior- 'S' Page-07**

### Option:

4mm Thk. Rubber sheet



OR

18mm thk. Naked Ply/MDF top



Trolley Handle



### Drawer configuration:

RK UTT 575 600D-01 ▶ 100X1 Drawers & Bottom shelf

RK UTT 575 600D-02 ▶ 150X1 Drawers & Bottom shelf

RK UTT 575 600D-03 ▶ 200X1 Drawers & Bottom shelf

400 mm open space

350 mm open space

300 mm open space



Minimum order Qty. - 05no.

### Drawer configuration:

RK UTT 575 600D-04 ▶ 100X2 Drawers & Bottom shelf

RK UTT 575 600D-05 ▶ 75X1, 125X1 Drawers & Bottom shelf

300 mm open space



Minimum order Qty. - 05no.

## Example



You should not open another drawer while one is opened.

## Standard Depth Series 'S'= 600mm

### Technical Detail:

- (1) Overall Dimension: 575mm W. X 600mm D. X 750mm H.- Static Load Cap. 350kg.
- (2) Each drawer load cap.: 'S' 65kg.
- (3) Drawer Normal Extension: 80%
- (4) Usable drawer dimensions : 450mm W. x 450mm D. 'S' Depth Cabinet
- (5) PU wheel: 100mm dia. X 38 thk. double ball-bearing (2-fix, 2-brake)
- (6) **Manufacturing & Materials Details: Page-03**
- (7) Standard: Plain Drawer **Option: Drawers interior- 'S' Page-07**

### Option:

4mm Thk. Rubber sheet



OR

18mm thk. Naked Ply/MDF top



Trolley Handle



### Drawer configuration:

RK UTT 575 600D-06 ▶ 75X2, 150X1 Drawers & Bottom shelf

RK UTT 575 600D-07 ▶ 100X3 Drawers & Bottom shelf

RK UTT 575 600D-08 ▶ 150X2 Drawers & Bottom shelf

200 mm open space

Minimum order Qty. - 05no.



### Drawer configuration:

RK UTT 575 600D-09 ▶ 100X2, 150X2 Drawers

RK UTT 575 600D-10 ▶ 100X5 Drawers

RK UTT 575 600D-11 ▶ 75X2, 100X2, 150X1 Drawers

Minimum order Qty. - 05no.

## Example



You should not open another drawer while one is opened.

## Standard Depth Series 'S'= 600mm

### Drawers Layout for 75 to 150mm H. Drawers (150mm onward plain drawers)

**RK TT DR 575 600-1**

450W X 450D  
75mm to 300mm  
drawers



**RK TT DR 575 600-2**

450W X 450D  
75mm to 300mm  
drawers




**RK TT DR 575 600-3**

Each 150W X 450D-4no.  
compartment  
75/100/150 drawers




**RK TT DR 575 600-4**

Each 225W X 150D-6no.  
compartment  
75/100/150 drawers



**RK TT DR 575 600-5**

Each 150W X 150D-9no.  
compartment  
75/100/150 drawers



### Plastic container only for 75 & 100mm H. Drawers



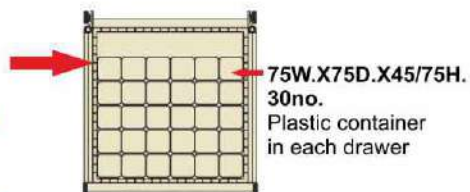
45mm H.  
75mm Drawers



75mm H.  
100mm Drawers

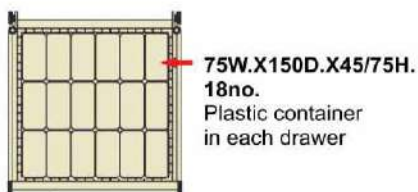
**RK TT DR 575 600-P1**

75/100 drawers



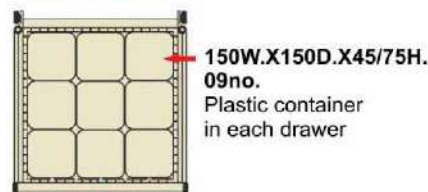
**RK TT DR 575 600-P2**

75/100 drawers



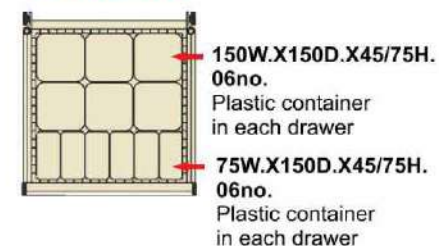
**RK TT DR 575 600-P3**

75/100 drawers




**RK TT DR 575 600-P4**

75/100 drawers



## Standard Color option :

---



AMERICAN BLUE  
STRUCTURE FINISH



7035 PALE GREY  
STRUCTURE FINISH



DA GREY  
STRUCTURE FINISH



PO RED  
STRUCTURE FINISH

Assembled components are transfer to pre-treatment plant for treating in 7 tank for degrees, zinc, phosphating and passivation.

Material received from pre-treatment department are immediately powder coated in the dust free painting booth and then the articles are put inside a baking oven at a temperature of 180° C for about 20 minutes.





**rk steel smith**  
defining workspace



Plot- B/32 (Part-2) Bileshwar Indl. Estate,  
Opp. G.V.M.M.,  
Odhav-Kathwada Road,  
Ahmedabad - 382415  
Gujarat (INDIA).



+91 94 281 35 100  
+91 98 253 00 059



rksteelsmith@gmail.com  
info@rksteelsmith.com  
sales@rksteelsmith.com



www.rksteelsmith.com